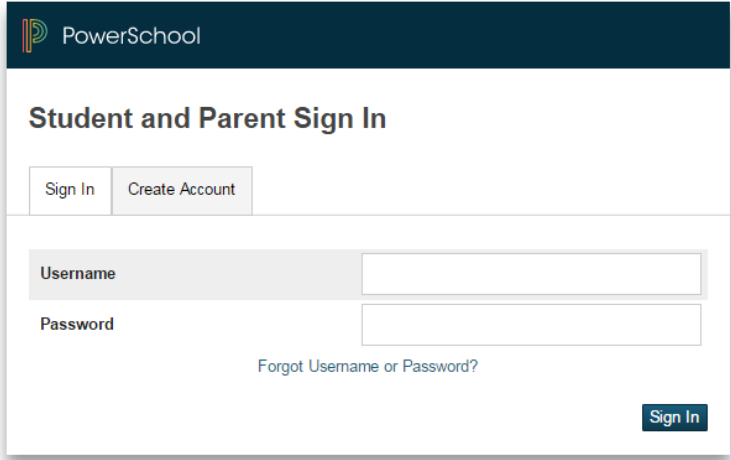
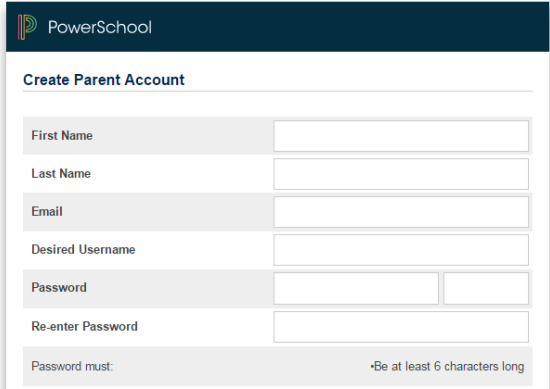


PowerSchool now requires parents/guardians to create an account to access their student’s information through the parent portal.

Instructions for Creating a PowerSchool Parent/Guardian Portal Account

<p>Go to https://crec.powerschool.com and click on the CREATE ACCOUNT tab. On the next screen, click CREATE ACCOUNT</p>	
<p>Enter your First Name, Last Name and Email address (each parent/guardian account must have a unique email address)</p> <p>Create and enter a username and password which you will use to view your child’s information from this point on. Passwords are case sensitive.</p>	

To link student(s) to your account, enter the student's name (first last), the access ID and password. Select a relationship from the drop down menu. If you have more than one student in a CREC secondary school, enter their info under student 2, 3, etc. When complete, click Enter.

NOTE: If you don't have the access ID and password for your student, please contact your school office.

Link Students to Account

Enter the Access ID, Access Password, and Relationship for each student you wish to add to your Parent Account

1

Student Name	<input type="text"/>
Access ID	<input type="text"/>
Access Password	<input type="text"/>
Relationship	-- Choose ▾

2

Student Name	<input type="text"/>
Access ID	<input type="text"/>
Access Password	<input type="text"/>
Relationship	-- Choose ▾

You have successfully created your account.

Each time you want to view your student's information, enter the username and password you just set up and your student(s) information will displayed. If you linked more than one student, you will see them all when you log in to this one account.

Save and keep your username and password confidential.

Student and Parent Sign In

[Sign In](#) [Create Account](#)

Congratulations! Your new Parent Account has been created. Enter your Username and Password to start using your new account.

Username

Password

[Forgot Username or Password?](#)

[Sign In](#)

If you forget your PowerSchool login at any time, click the **Forget Username and Password** and a reset will be sent to the email on file for your account.

If you need further assistance, please contact the school office.

Thank you!



PowerSchool

Student and Parent Sign In

[Sign In](#) [Create Account](#)

Username










Password

[Forgot Username or Password?](#)

[Sign In](#)

To download the free PowerSchool mobile app, click one of the links on the lower left hand side of the parent portal screen. After downloading the app, when opened the first time, you will be prompted for **district code** which is displayed on the screen as shown.

Navigation

-  Grades and Attendance
-  Grade History
-  Attendance History
-  School Bulletin
-  My Schedule
-  Account Preferences
-  Test Scores
-  My Schedule
-  Honor Roll

District Code

PTFL

Download on the
App Store

GET IT ON
Google play